



Paired Reading



Why Paired Reading?


- Tried and tested
- Personalisation and choice
- Reading for enjoyment

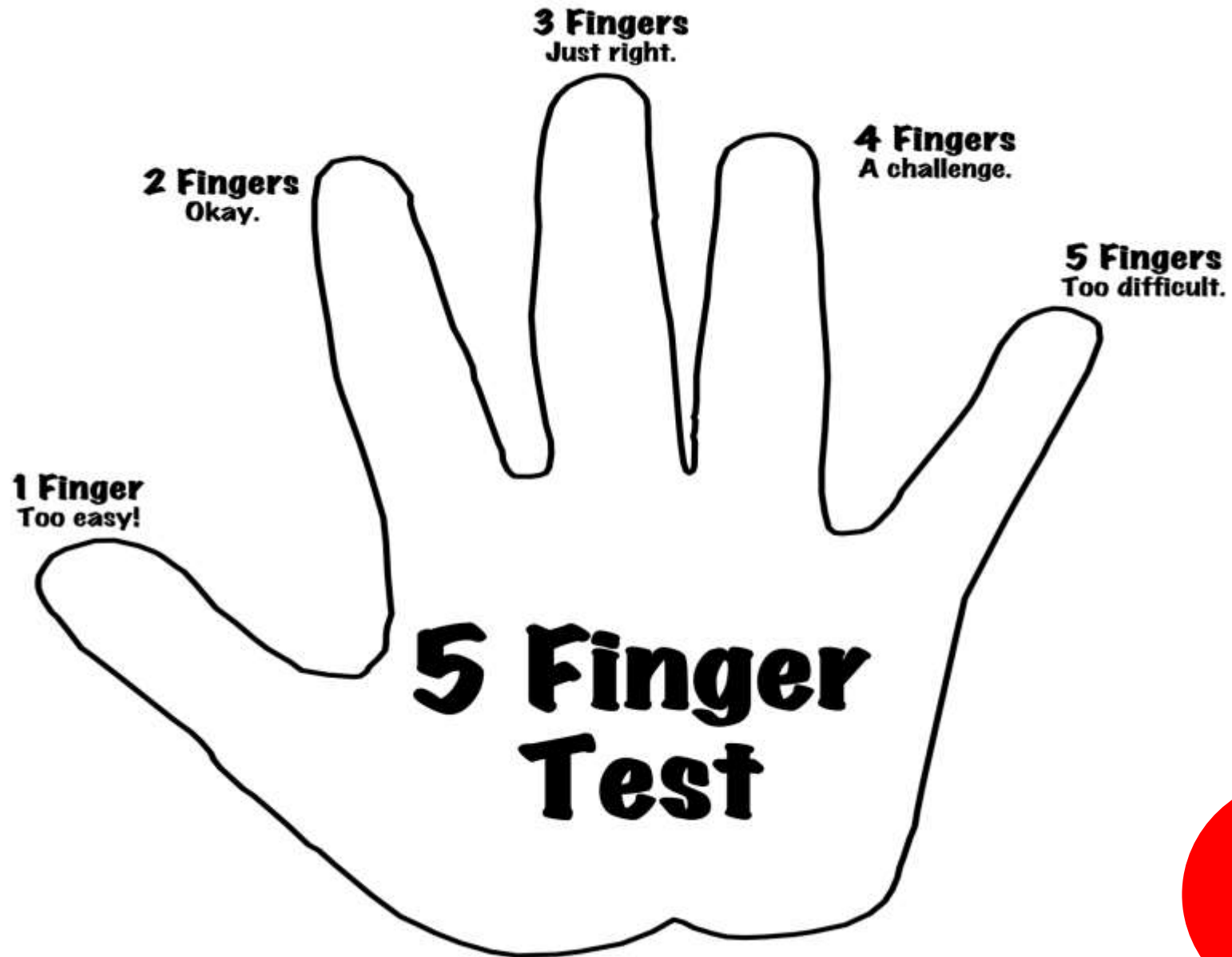


How do you do 'Paired Reading'?



Choosing what to read.






Before reading...



- get comfortable
- look at the cover
- predict
- talk about new words



**read with your child –
at the same pace**



**if mistakes made, allow 4
seconds for child to correct**



**if not corrected, say word and
ask child to repeat correctly**



Use praise



**Ask questions and discuss
what you are reading**

**you and
your
child
reading
together**

Child gives agreed signal. Praise for reading alone.



Child reads alone. Ask questions and discuss from time to time



If mistake is made, give 4 seconds to correct.



If not corrected, you say word and ask your child to repeat correctly.



read together again until your child signals to read alone.



**when
your
child is
reading
alone**

During reading...



- ask questions
- discuss what they know-link to what they know already or thought before
- encourage your child to work out the meaning of new words.

After reading...



- ask questions
- talk about what you have read
- evaluate your reading

